



Ledway Gen2

Emergency Downlight

As an integrated Non-Maintained Emergency Downlight, Ledway Gen 2 has been designed with the installer in mind. Ledway Gen 2 will fit multiple ceiling cut-outs from 73-120mm and

comes complete with a ceiling adaptor to retrofit into 145mm cut-outs. The Ledway Gen 2 has a D63 classification and 1200mm Flex & Plug


Features

- Fully approved to AS2293 standards
- Emergency Classification: C0:D63;C90: D63
- Non-maintained Recessed Emergency Downlight
- Integrated driver with 1.2m Flex & Plug
- 145mm adaptor plates included



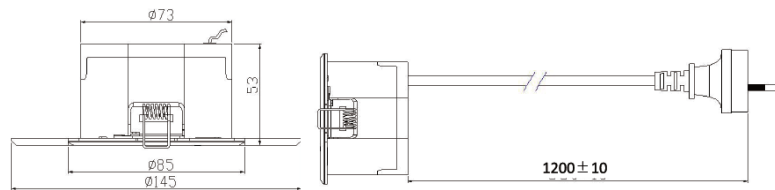
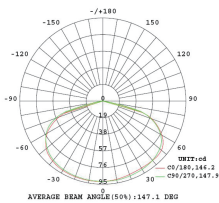
Applications

Offices, Conference rooms, schools, retail



Warranty

3 years



Product Data

Order Code	Wattage	CCT	Lumen Output	Charging Time	Discharging Time	Beam Angle	Cutout mm	Weight (kg)
173006	2.5W	5700K	360Lm	16hrs	3hrs	150	73-120	0.39

[1] Operating temperature: 0°C~+40°C

[2] Voltage: 220-240V

[3] PF: 0.9

Surface Mount Box (Optional)

Order Code	Size (LxWxH)mm	Weight (kg)
292015	230x230x95	1.19

Battery

Order Code	Capacity	Voltage	Type
423099	1500mAh	6.4V	LiFePO4